



BankAnywhere Screenshots



uBank Screenshots - SMS



uBank Screenshots - WAP



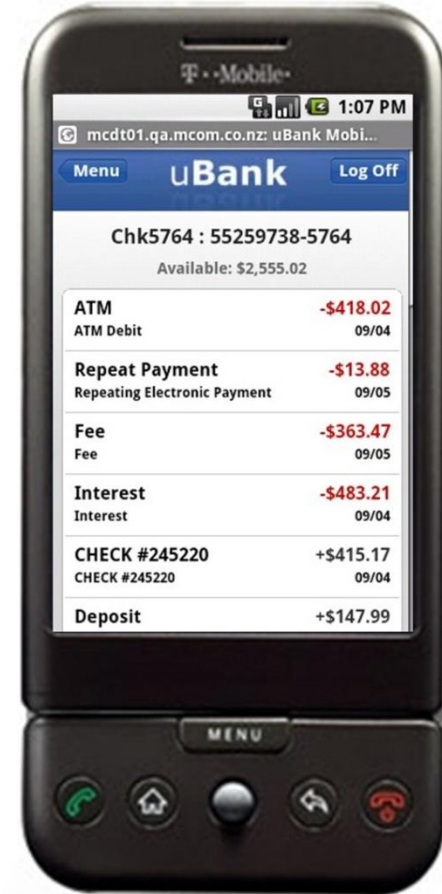
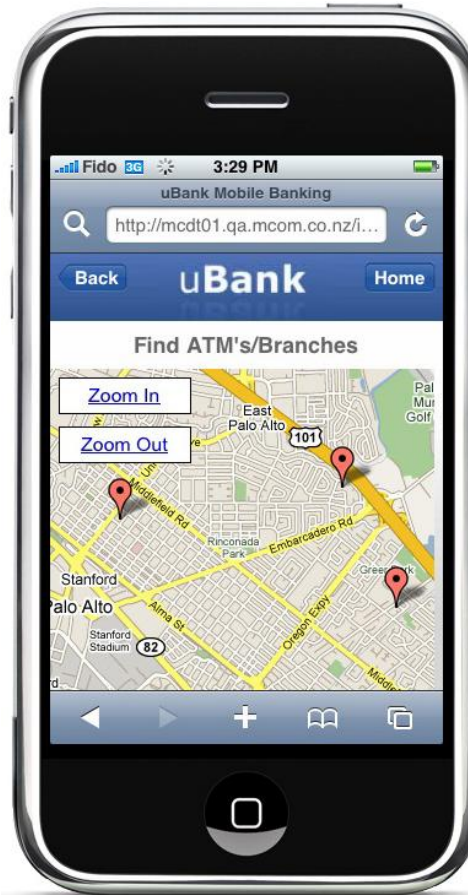
uBank Screenshots - App



uBank Screenshots - Optimized



Apple iPhone



Google Android

uBank Screenshots - Windows Mobile (App)



Multi-Language & Script Capabilities



uBank Screenshots - Web Enrolment



Log on to uBank Mobile Phone Banking - Windows Internet Explorer provided by Mobile Commerce Limited

http://192.168.200.211/srw/mlogin.aspx


uBank Mobile Phone Banking

Welcome to uBank Mobile Phone Banking

APP Banking
Round-the-clock* access to selected uBank accounts via a downloaded Java™ application to your phone so you can keep track of your money 24/7.

WAP Banking
Round-the-clock* access to selected uBank accounts via your mobile phone browser so you can keep track of your money 24/7.

TXT Banking
Request account balances and mini statements on up to three uBank accounts via SMS.
*Subject to mobile phone network availability



Log on to uBank Mobile Phone Banking

Customer Number:

Internet Banking Password:

© Copyright Mobile Commerce Limited, 2008.
[Web Site Terms of Use](#) | [About This Site](#) | [uBank Web Site Security and Privacy Statement](#)

Internet 100%

uBank Screenshots - Branch Enrolment



The screenshot shows a web browser window displaying the uBank Registration Manager interface. The browser's address bar shows the URL `http://192.168.200.210/MTSReg/addedit.aspx`. The page header includes the uBank logo and the text "Registration Manager" with the MCOM logo. A navigation bar contains "Search" and "Add" tabs, and a status bar indicates "Logged in as: ubankreg" with a "Log out" link.

Link Registration

Customer No: 123412341236
Name: Test Customer
Status: Valid

Access Modes:

- SMS - Short Message Service (SMS)
- WAP - Wireless Application Protocol
- APP - Application Download (Java)

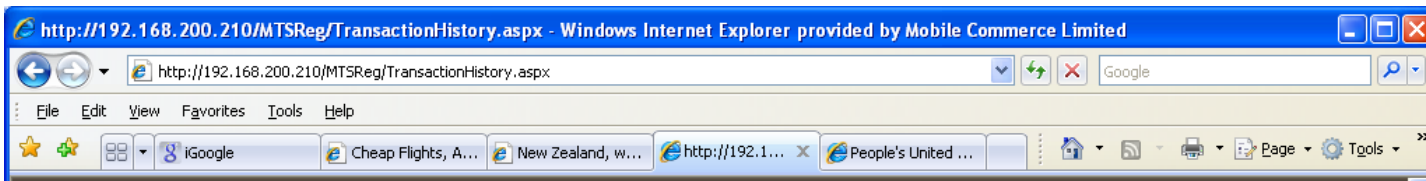
Navigation tabs: Mobile Phones | **Selected Accounts** | SMS Alerts

The first 3 accounts will be used for SMS

1.	SAV4254 57780578-4254 SAVINGS	▼
2.	CHK5764 55259738-5764 CHECKING	▼
3.	CHK9254 25471826-9254 CHECKING	▼
4.	- Not selected -	▼
5.	- Not selected -	▼
6.	- Not selected -	▼

Buttons: Save Cancel

uBank Screenshots - Customer Care



uBank

Search Add

Transaction History

CIS#: 12345671234567

Start Date: 07/27/2008 [Calendar] [List] [Back]

- 07/30/08
 - Java @ 6:35 AM
 - SMS @ 6:36 AM
 - SMS @ 8:18 AM
 - WAP @ 8:19 AM
 - Balance Inquiry @ 8:19 AM
 - Transaction History @ 8:20 AM
 - Transaction History @ 8:20 AM
 - Java @ 8:23 AM

Wap Event:

Start Time	Result Code
7/30/2008 8:19:28 AM	

Wap Event Detail

Carrier	Network ID	User Agent
Default	1016578200_wap1.jamamobile.co.nz	Mozilla/4.

uBank


Registration Manager M+Com

Search Add Log out

Device Information

Customer No: 12345671234567 Services: SMS - Short Message Service (SMS)
Name: Test Customer WAP - Wireless Application Protocol
Status: Valid APP - Application Download (Java)

Mobile
64272579412
Brand: Sanyo
Model: 9000
Support Status: FULL
Application Location: Menu >> My Content >> Applications
SMS Message Linking: Highlight Link >> Go
WAP Push Linking:
SMS Message Location: Menu >> Messaging >> Text >> Inbox
WAP Push Location:
Comments:



[OK]

© 2008 Mobile Commerce Ltd (M+Com). All rights reserved.

uBank Screenshots - Channel Management



The screenshot shows a Windows Internet Explorer browser window displaying the MTS Control Centre. The address bar shows the URL <http://192.168.200.210/controlcentre/Default.htm>. The browser's menu bar includes File, Edit, View, Favorites, Tools, and Help. The toolbar contains various icons for navigation and utility. The page title is "MTS Control Centre - Windows Internet Explorer provided by Mobile Commerce Limited".

The main content area features the "Control Centre" header with the MCOM logo. On the right, a yellow box displays user information: "Logged On: Administrator (admin)", "Organisation: uBank Bank", and links for "Log Off", "Help", and "Change Password". Below the header is a breadcrumb trail: "uBank Bank > uBank > Administration > Operation Support".

The interface includes a left-hand navigation pane with a tree view showing the following structure:

- uBank Bank
 - Anonymous
 - uBank
 - Administration
 - Operation Support

Buttons for "Add", "Edit", and "Delete" are located above the navigation pane. The main content area has tabs for "Services", "Details", "Devices", and "Users". The "Services" tab is active, displaying a list of management options:

- Account Management**
 - [ACTIVE DIRECTORY MANAGEMENT](#) Allows you to map Active Directory accounts to MPB users.
- Diagnostic Services**
 - [VIEW SMS RECORDS](#) Allows you to view incoming and outgoing SMS messages.
 - [VIEW BANKING TRANSACTIONS](#) Allows you to view balance enquiry, transaction history and fund transfer transactions.
- Send Anywhere**
 - [SEND SMS](#) Allows you to send an SMS to a mobile phone.
- System Administration**
 - [VIEW LOG EVENTS](#) Allows you to view MPB log events.
- Velocity Management**
 - [SETUP VELOCITY ROUTINES](#) Allows you to setup velocity routines.

At the bottom of the page, a copyright notice reads: "© 2004 Mobile Commerce Limited (M-Com). All rights reserved."